

How to view-download-order photos from TPC 2011 Conference

Photos taken by Matthew T Radar for the Texas Payroll Conference 2011 are now available for viewing, downloading and ordering. There are 720 photos on this website.

Click on the below link to go to the photos.

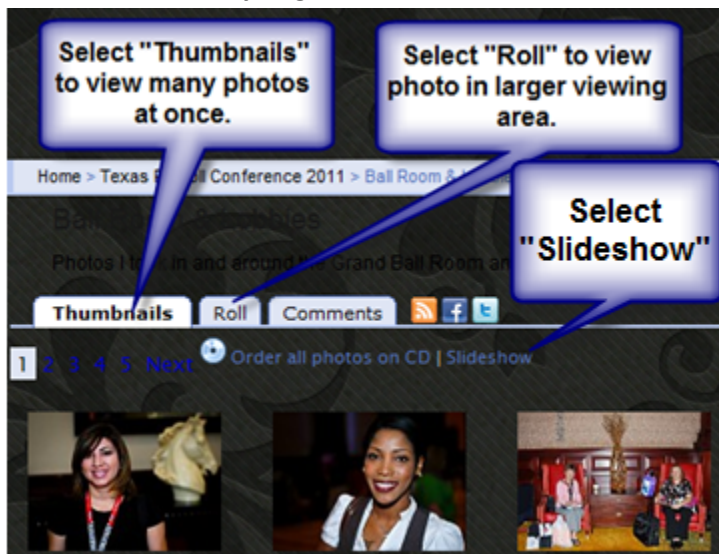
<http://infinitemagic.fotki.com/texas-payroll-confe/>

Photos are stored in one of three groups: Ballroom & Lobbies, Exhibit Hall and Texas Motor Speedway.



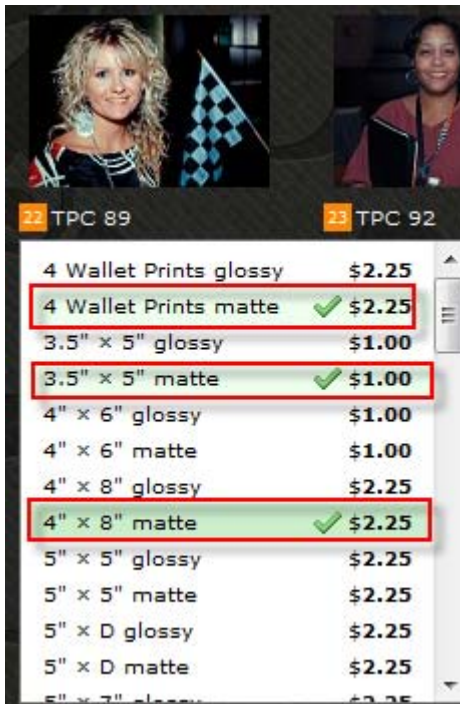
Attendees and exhibitors can:

- View photos: thumbnail view or roll view .
 - Thumbnail viewing of photos are shown as smaller images, but more photos will show at a time. Saving from the Thumbnail viewing will also save the image as a smaller image.
 - Roll viewing of photos are shown as large images. Saving from the Roll will save a larger photo.
 - Slideshow is the way to go to see it all.

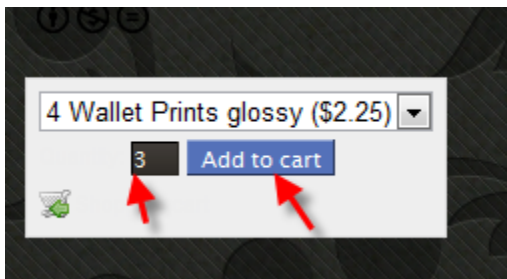


How to view-download-order photos from TPC 2011 Conference

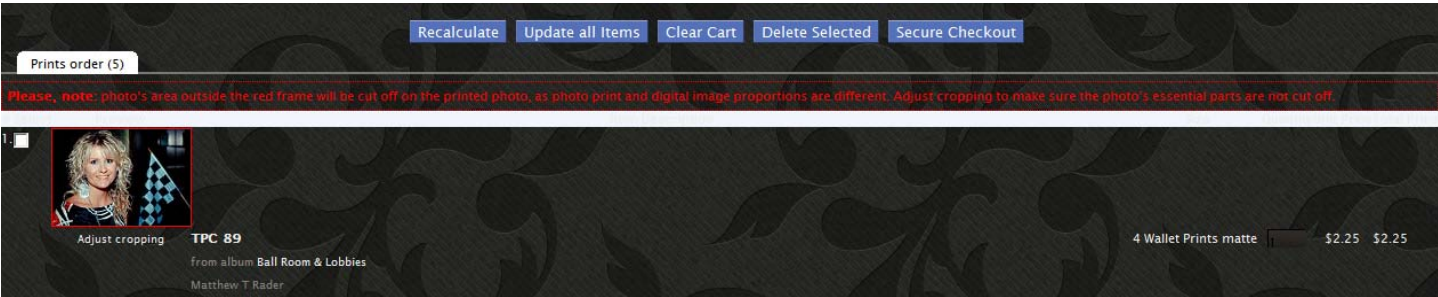
- Saving photos: Right click and save any photo to your hard drive and share them on Facebook.
 - Locate your photo in thumbnail viewing. Left click photo to open photo as larger image, then Right-click on photo and select "Save Picture As..."
 - Click back on "Thumbnails" tab to continue searching for your photos.
 - **NOTE: photos saved from the Thumbnail viewing will save as very small photos, photos saved from roll viewing will save as a larger image. See below for detail saving instructions.**
- Order photos:
 - Photos can easily be selected and choose to pay for high quality professional prints in various sizes at a very low cost at that link through a company called Fotki.com. There is a small shipping charge.
 - In the thumbnail view, you can click on "Order photo" and select which sizes you want. You can see that you have ordered photos by the green check mark next to the "Order photo" area.



- In the roll view, you can click how many of each size you want, then



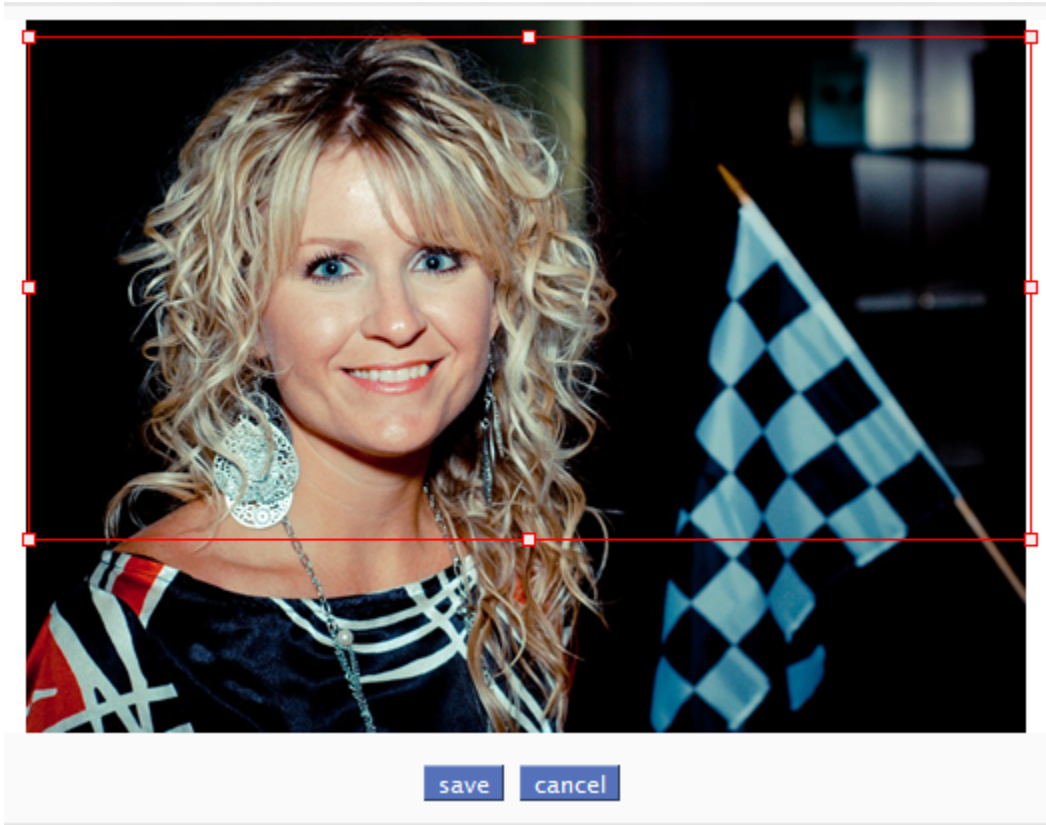
How to view-download-order photos from TPC 2011 Conference



Some photos require the user to crop the photo. Below is an example of how to crop. Click on the photo to open it larger.



Move the red box to crop the photo, then select "Save"



The photo will then show as cropped.

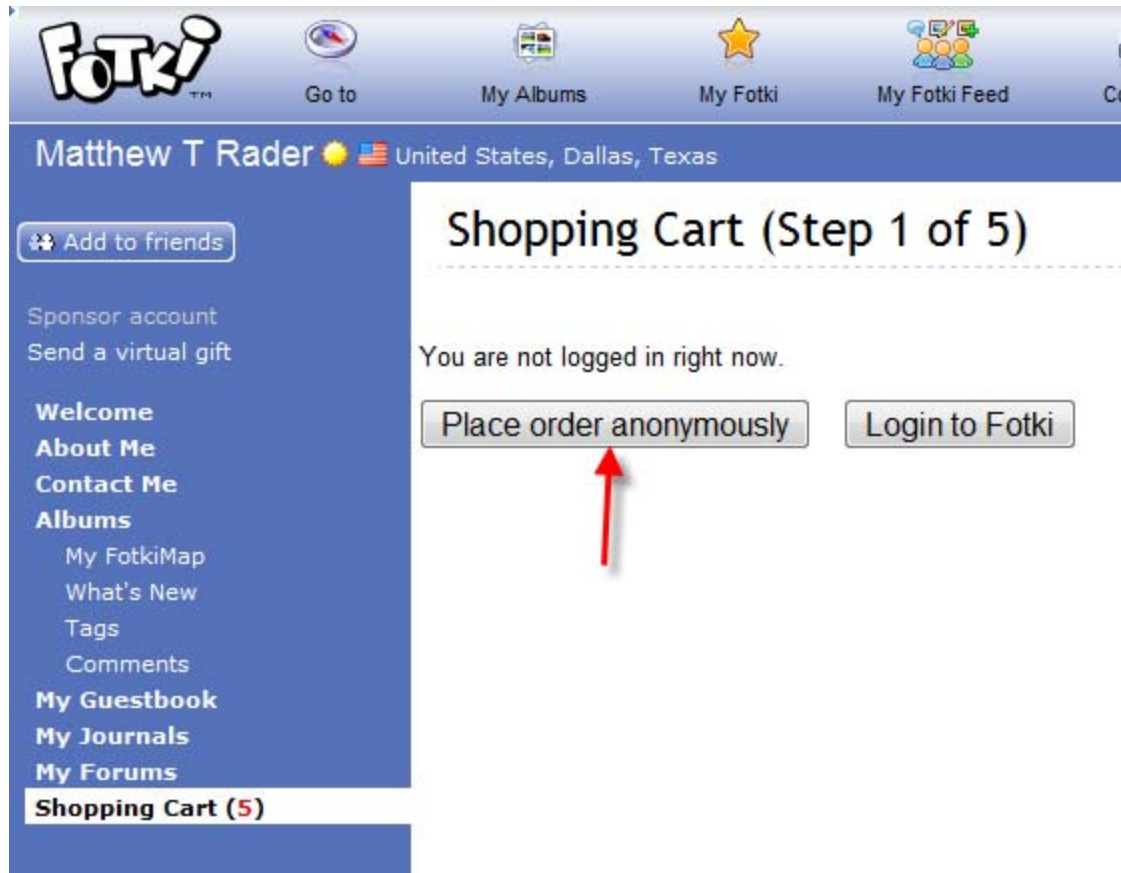
How to view-download-order photos from TPC 2011 Conference



When you are done, select "Secure Checkout"



Select "Place order anonymously"



How to view-download-order photos from TPC 2011 Conference

Shipping Address (Step 2 of 5)

First name:

Last name:

Company name (optional):

Address line 1:

Address line 2:

City:

State/Province: ▼

Zip/Postcode:

Country: ▼

Shipping Method (Step 3 of 5)

For orders containing photos up to and including size 8"x12", the processing time is 1 to 2 business days. Larger sizes will take 3 business days.

Orders with more than 50 photos may take an extra day to print.

Note that postal services only operate on weekdays (Monday through Friday). Second day and Next day mail both refer to BUSINESS DAYS. When requesting a shipping method, please be aware that Saturday and Sunday are not accounted for, therefore, your order may arrive later than expected.

Required fields are marked with red asterisk (*).

Shipping method: * ▼

Phone: *

E-mail: *



How to view-download-order photos from TPC 2011 Conference

(*)- Required fields

Card number: *

Expiration date: *

Billing Address

The same as shipping address

First name: *

Last name: *

Company name (optional):

Address: *

City: *

State/Province: *

Zip/Postal code: *

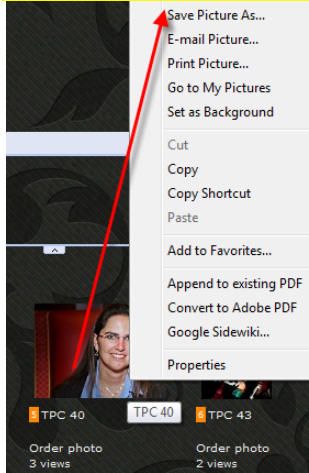
Country: *

How to view-download-order photos from TPC 2011 Conference

Below details how to save a photo.



NOTE: if you right click on a photo in the thumbnail view, you will save the photos as a very small photos.



To save a photo in Roll view, right mouse click on it, then select "Save Picture As..."

